

DEFENSE LOGISTICS AGENCY

AMERICA'S COMBAT LOGISTICS SUPPORT AGENCY

The logo of the Defense Logistics Agency (DLA) is centered in the background. It features a globe with a banner across the top that says "LOGISTICS". Below the banner is an eagle with its wings spread, perched on a shield. The shield has a blue top section with white stars and a red and white striped bottom section. The words "DEFENSE" and "AGENCY" are written vertically on either side of the eagle.

Customer Focused Metrics ICBM (WSDC-01F)

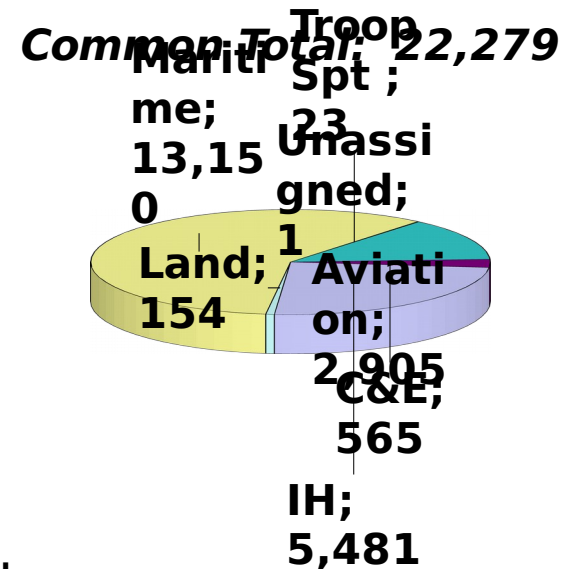
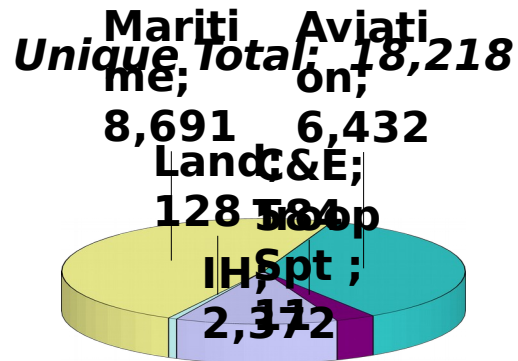
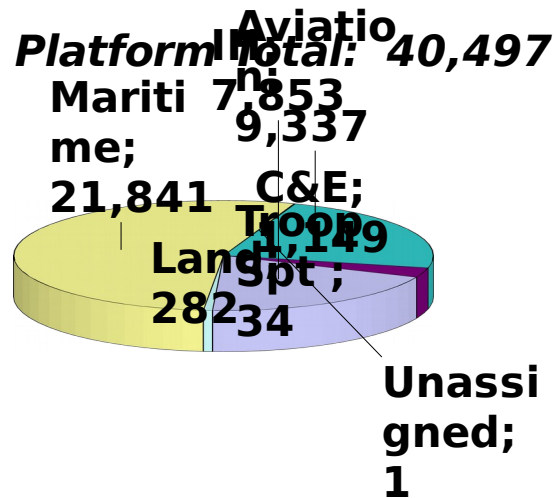
WSPM: Stephen Connor

Oct 2016



NSN Counts ICBM (WSDC - 01F)

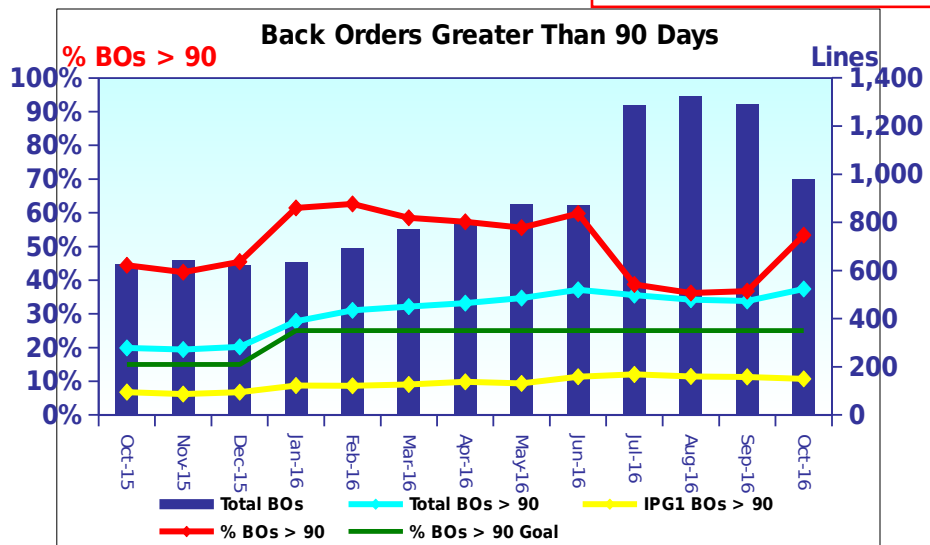
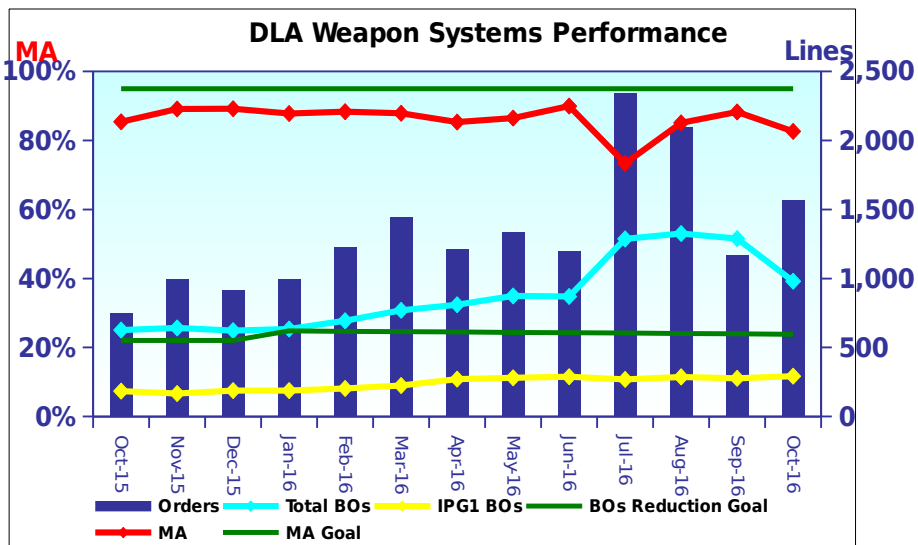
Updated:: Oct 2016





ICBM (WSDC - 01F) Weapon Systems Performance

WSPM: Stephen Connor



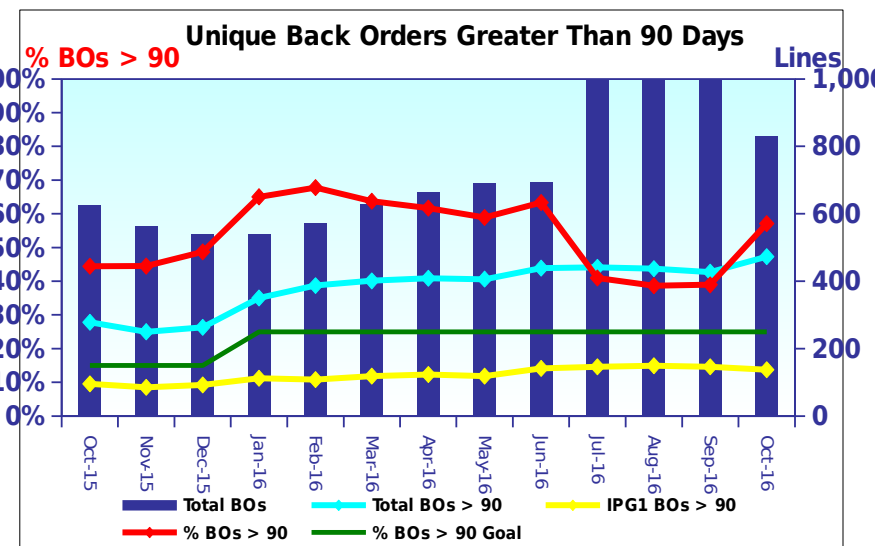
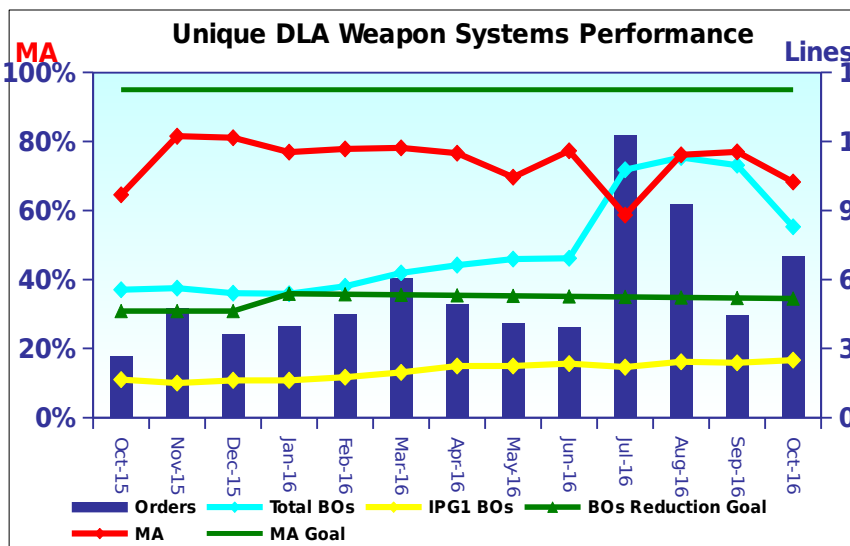
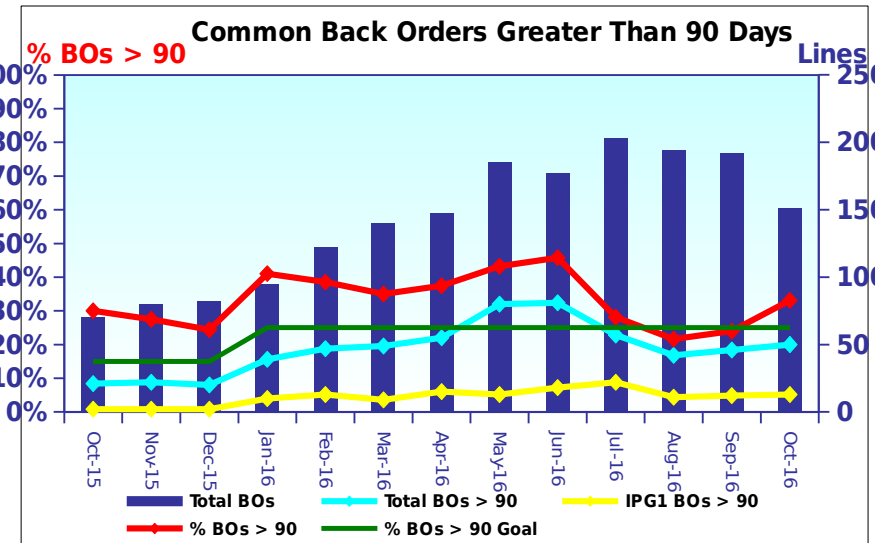
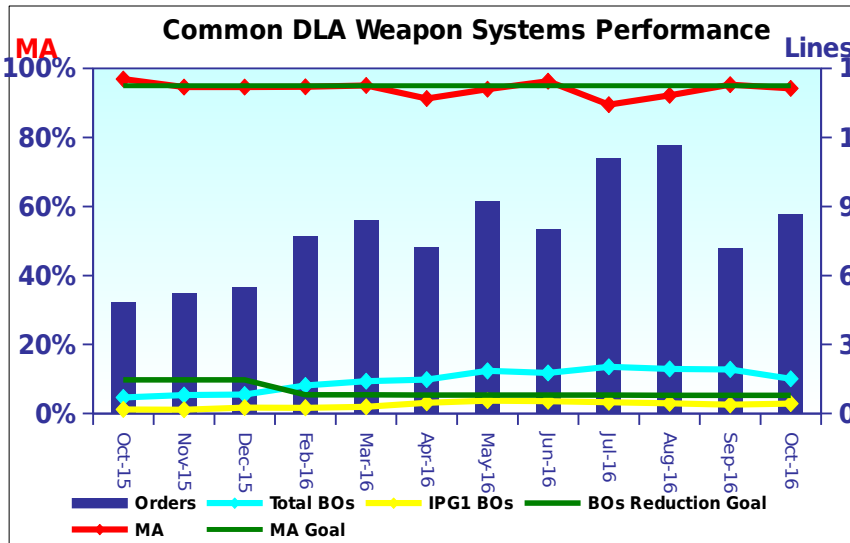
Material Availability Impactors						
NSN	Orders			1,567	MA	82.64%
	SC	AAC	Safety Stock Calc Method	Total MA Orders	MA Impact	Cum MA Impact
5355014713627	IH	D	IPO	13	0.83%	0.83%
7690016540763	C&E	Z		8	0.51%	1.34%
7690016540260	C&E	Z		8	0.51%	1.85%
7690016539813	C&E	Z		8	0.51%	2.36%
5325016181991	IH	Z		8	0.51%	2.87%
6695016548846	Avtn	Z		7	0.45%	3.32%
1440000410255	Avtn	Z		7	0.45%	3.77%
1440000928635	Avtn	V		6	0.38%	4.15%
5915002058087	Avtn	Z		5	0.32%	4.47%
5310010148858	Avtn	Z		5	0.32%	4.79%
5306005678384	Avtn	Z		5	0.32%	5.11%
1440000395059	Avtn	Z		5	0.32%	5.42%
1440000410254	Avtn	Z		5	0.32%	5.74%
1440010030502	Avtn	Z		4	0.26%	6.00%
5961011219648	Mrtm	Z		2	0.13%	6.13%

Back Order Impactors						
NSN	Back Orders			980		
	SC	AAC	Safety Stock Calc Method	Total Back Orders	BO Impact	Cum BO Impact
5961015446121	Mrtm	Z		22	2.24%	2.24%
5355014713627	IH	D	IPO	18	1.84%	4.08%
1430002038222	Avtn	Z	PEAK	16	1.63%	5.71%
1450015901727	Avtn	D	IPO	15	1.53%	7.24%
5340015796625	IH	Z	PEAK	14	1.43%	8.67%
5340015600583	IH	Z	PEAK	14	1.43%	10.10%
9390004836954	C&E	D	IPO	13	1.33%	11.43%
5905009579777	Mrtm	Z	0	13	1.33%	12.76%
3040013586143	Mrtm	D	IPO	13	1.33%	14.08%
4720000906397	Mrtm	D	IPO	12	1.22%	15.31%
1440010034366	Avtn	D		11	1.12%	16.43%
7690016539813	C&E	Z		9	0.92%	17.35%
5315002381162	Avtn	D		9	0.92%	18.27%
7690016540260	C&E	Z		8	0.82%	19.08%
6145015393350	Mrtm	Z	PEAK	8	0.82%	19.90%



ICBM (WSDC - 01F) Common VS Unique NSNs

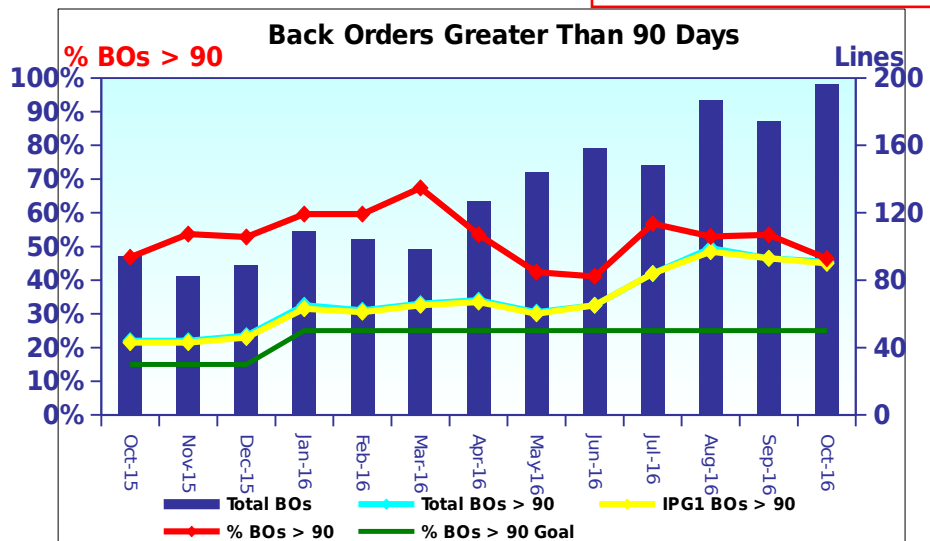
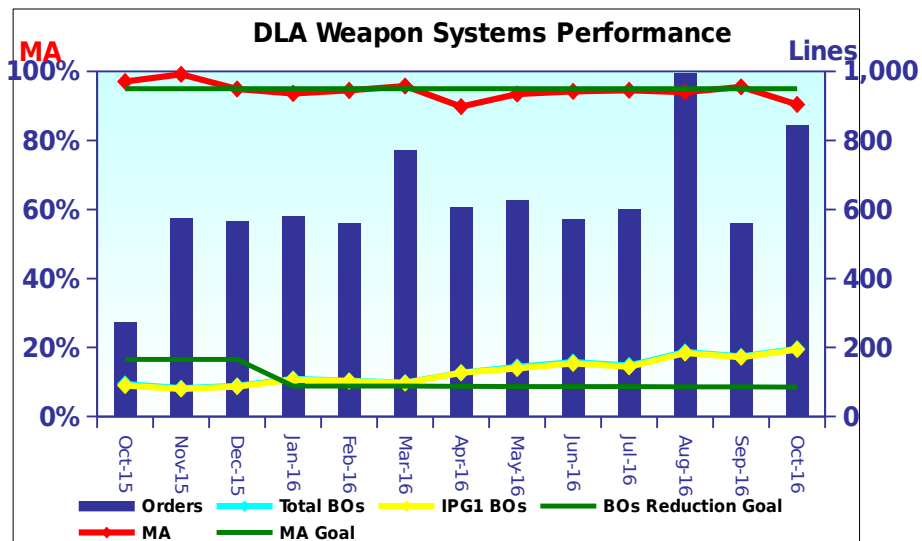
WSPM: Stephen Connor





NEW ICBM (WSDC - 01F) DODAAC FB2029 Hill AFB

WSPM: Stephen Connor



Material Availability Impactors

NSN	Orders			843	MA	90.39%
	SC	AAC	Safety Stock Calc Method	Total MA Orders	MA Impact	Cum MA Impact
5355014713627	IH	D	IPO	13	1.54%	1.54%
7690016540260	C&E	Z		8	0.95%	2.49%
7690016539813	C&E	Z		8	0.95%	3.44%
7690016540763	C&E	Z		8	0.95%	4.39%
5325016181991	IH	Z		8	0.95%	5.34%
6695016548846	Avtn	Z		7	0.83%	6.17%
5365016569174	Avtn	Z	0	2	0.24%	6.41%
5915004659666	Mrtn	D	IPO	2	0.24%	6.64%
5975000123436	Avtn	Z		2	0.24%	6.88%
6140014331883	Land	D	IPO	2	0.24%	7.12%
5930009695526	Mrtn	D	IPO	2	0.24%	7.35%
9320016027181	C&E	J		2	0.24%	7.59%
2610016027361	Land	H		2	0.24%	7.83%
5962010813927	Mrtn	D		1	0.12%	7.95%
6135011426456	Land	D		1	0.12%	8.07%

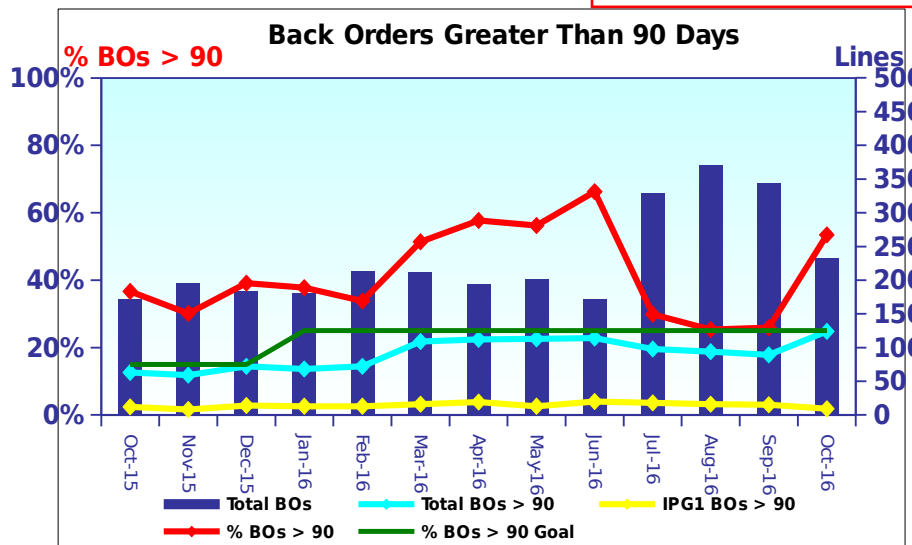
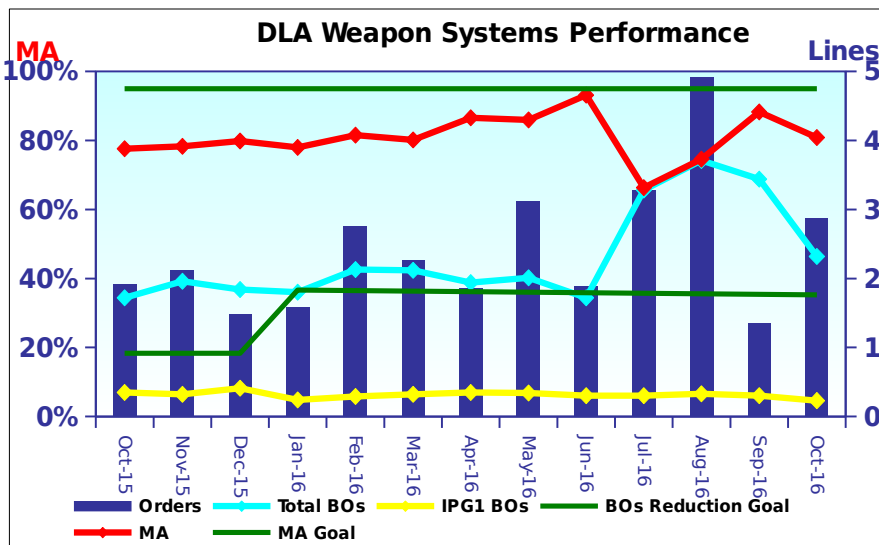
Back Order Impactors

NSN	Back Orders			196		
	SC	AAC	Safety Stock Calc Method	Total Back Orders	BO Impact	Cum BO Impact
5961015446121	Mrtn	Z		22	11.22%	11.22%
5355014713627	IH	D	IPO	13	6.63%	17.86%
5905009579777	Mrtn	Z	0	13	6.63%	24.49%
7690016539813	C&E	Z		9	4.59%	29.08%
7690016540260	C&E	Z		8	4.08%	33.16%
7690016540763	C&E	Z		8	4.08%	37.24%
5935013830082	Mrtn	Z		8	4.08%	41.33%
5961011219648	Mrtn	D		5	2.55%	43.88%
5961000920519	Mrtn	Z		5	2.55%	46.43%
9905010398764	C&E	D	IPO	5	2.55%	48.98%
5340010886774	IH	Z	PEAK	4	2.04%	51.02%
5330010338159	IH	Z	0	4	2.04%	53.06%
9535002320583	C&E	H	IPO	4	2.04%	55.10%
1420015608282	Avtn	D	IPO	4	2.04%	57.14%
5915004659666	Mrtn	D	IPO	3	1.53%	58.67%



NEW ICBM (WSDC - 01F) DODAAC FB4528 Minot AFB

WSPM: Stephen Connor



Material Availability Impactors						
NSN	Orders			287	MA	80.84%
	SC	AAC	Safety Stock Calc Method	Total MA Orders	MA Impact	Cum MA Impact
1440010034369	Avtn	Z		3	1.05%	1.05%
9320016561409	C&E	Z	0	3	1.05%	2.09%
1440000410255	Avtn	Z		3	1.05%	3.14%
1440016469642	Avtn	Z		2	0.70%	3.83%
5305010116099	IH	Z		2	0.70%	4.53%
1440000928635	Avtn	V		2	0.70%	5.23%
5915002058087	Avtn	Z		2	0.70%	5.92%
1440001275869	Avtn	Z		2	0.70%	6.62%
8030011250055	C&E	D	0	2	0.70%	7.32%
9525005963476	C&E	Z		1	0.35%	7.67%
5935012473393	Mrtn	D	IPO	1	0.35%	8.01%
5340010845150	Avtn	Z		1	0.35%	8.36%
1440016558719	Avtn	Z	0	1	0.35%	8.71%
5998016565046	Mrtn	Z	0	1	0.35%	9.06%
3010015689318	Mrtn	Y		1	0.35%	9.41%

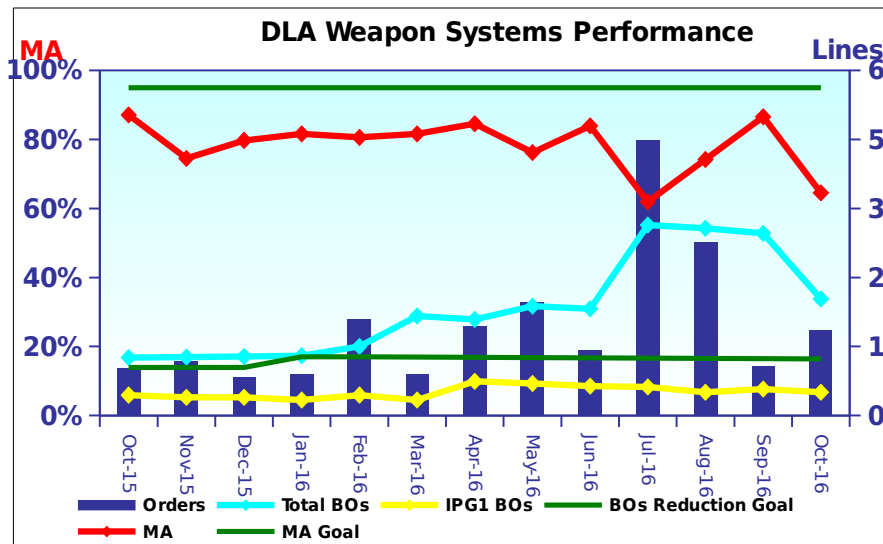
Back Order Impactors						
NSN	Back Orders			232	BO Impact	Cum BO Impact
	SC	AAC	Safety Stock Calc Method	Total Back Orders		
5340015796625	IH	Z	PEAK	11	4.74%	4.74%
1450015885872	Avtn	D	IPO	6	2.59%	7.33%
9390004836954	C&E	D	IPO	5	2.16%	9.48%
1440010030502	Avtn	Z		4	1.72%	11.21%
4720000906397	Mrtn	D	IPO	4	1.72%	12.93%
1440010034366	Avtn	D		4	1.72%	14.66%
5306005678385	Avtn	Z		4	1.72%	16.38%
5365010072911	Avtn	Z		4	1.72%	18.10%
1440010034364	Avtn	Z		4	1.72%	19.83%
4130016093020	C&E	Z	PEAK	4	1.72%	21.55%
4720001260390	Mrtn	D		4	1.72%	23.28%
5355014713627	IH	D	IPO	3	1.29%	24.57%
8030011250055	C&E	D	0	3	1.29%	25.86%
5915002058087	Avtn	Z		3	1.29%	27.16%
1440000410255	Avtn	Z		3	1.29%	28.45%



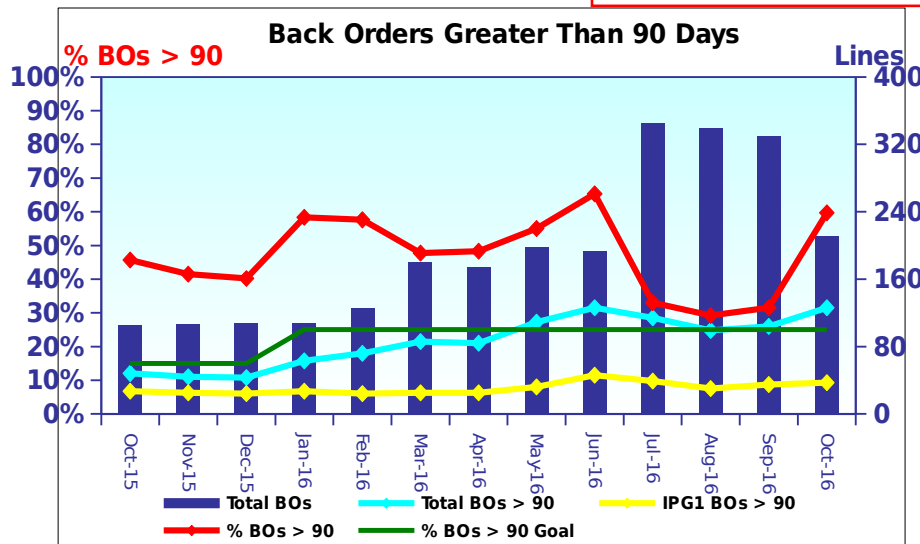
NEW ICBM (WSDC - 01F) DODAAC FB4613 FE Warren AFB

WSPM: Stephen Connor

DLA Weapon Systems Performance



Back Orders Greater Than 90 Days



Material Availability Impactors

NSN	Orders			155	MA	64.52%
	SC	AAC	Safety Stock Calc Method	Total MA Orders	MA Impact	Cum MA Impact
5996010388033	Mrtm	D	IPO	2	1.29%	1.29%
5306005678384	Avtn	Z		2	1.29%	2.58%
1440000928635	Avtn	V		2	1.29%	3.87%
1440000395059	Avtn	Z		2	1.29%	5.16%
1095015984471	Land	D	IPO	2	1.29%	6.45%
1440000410254	Avtn	Z		2	1.29%	7.74%
1440000410255	Avtn	Z		2	1.29%	9.03%
5310010148858	Avtn	Z		2	1.29%	10.32%
1440001275878	Avtn	Z		1	0.65%	10.97%
5342014709536	Avtn	Z		1	0.65%	11.61%
1440001275869	Avtn	Z		1	0.65%	12.26%
1440010034364	Avtn	Z		1	0.65%	12.90%
5920013083772	Mrtm	V		1	0.65%	13.55%
1440010034366	Avtn	D		1	0.65%	14.19%
8030009381947	C&E	D		1	0.65%	14.84%

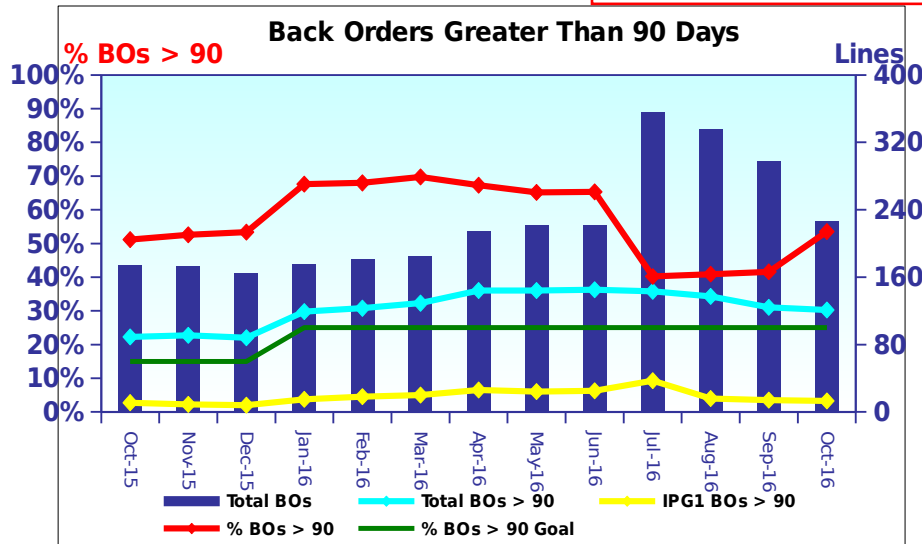
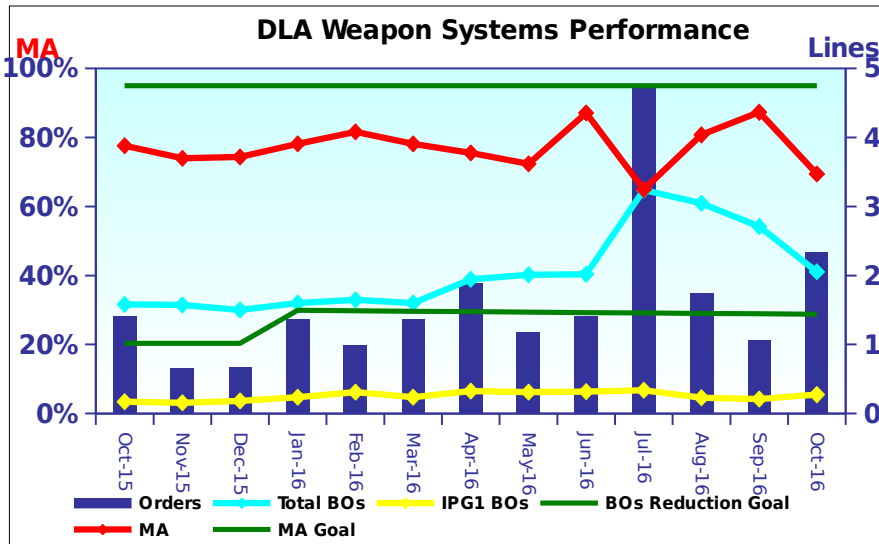
Back Order Impactors

NSN	Back Orders			211		
	SC	AAC	Safety Stock Calc Method	Total Back Orders	BO Impact	Cum BO Impact
5315002381162	Avtn	D		9	4.27%	4.27%
3040013586143	Mrtm	D	IPO	6	2.84%	7.11%
1440010034366	Avtn	D		5	2.37%	9.48%
9390004836954	C&E	D	IPO	4	1.90%	11.37%
5315000844175	IH	Z		4	1.90%	13.27%
4935001573133	Avtn	Z	PEAK	4	1.90%	15.17%
1440000984337	Avtn	Z		4	1.90%	17.06%
5996010388033	Mrtm	D	IPO	4	1.90%	18.96%
1440010034364	Avtn	Z		4	1.90%	20.85%
1440010186646	Avtn	Z	NEXTG	4	1.90%	22.75%
1440000960435	Avtn	Z	PEAK	3	1.42%	24.17%
1440000410255	Avtn	Z		3	1.42%	25.59%
1440001614693	Avtn	Z	PEAK	3	1.42%	27.01%
1430009075947	Avtn	D	IPO	3	1.42%	28.44%
6145015393350	Mrtm	Z	PEAK	3	1.42%	29.86%



NEW ICBM (WSDC - 01F) DODAAC FB4626 Malmstrom AFB

WSPM: Stephen Connor



Material Availability Impactors						
NSN	Orders			258	MA	69.38%
	SC	AAC	Safety Stock Calc Method	Total MA Orders	MA Impact	Cum MA Impact
1440016581340	Avtn	Z		3	1.16%	1.16%
5310010148858	Avtn	Z		2	0.78%	1.94%
5306005678384	Avtn	Z		2	0.78%	2.71%
1420016519627	Avtn	Z		2	0.78%	3.49%
1440010030502	Avtn	Z		2	0.78%	4.26%
1440000395059	Avtn	Z		2	0.78%	5.04%
7025016205075	C&E	Z		2	0.78%	5.81%
1440000410254	Avtn	Z		2	0.78%	6.59%
5306013139182	IH	D		2	0.78%	7.36%
1440000410255	Avtn	Z		2	0.78%	8.14%
5915002058087	Avtn	Z		2	0.78%	8.91%
1440000928635	Avtn	V		2	0.78%	9.69%
5999010288923	Avtn	Z	PEAK	2	0.78%	10.47%
5340001718449	IH	Z		1	0.39%	10.85%
5306011474017	IH	Z		1	0.39%	11.24%

Back Order Impactors						
NSN	Back Orders			226		
	SC	AAC	Safety Stock Calc Method	Total Back Orders	BO Impact	Cum BO Impact
1430002038222	Avtn	Z	PEAK	16	7.08%	7.08%
1450015901727	Avtn	D	IPO	11	4.87%	11.95%
5340015600583	IH	Z	PEAK	11	4.87%	16.81%
1440007971505	Avtn	Z	PEAK	7	3.10%	19.91%
5975012880718	Avtn	Z	PEAK	6	2.65%	22.57%
5360011874405	IH	Z	PEAK	5	2.21%	24.78%
4720015306657	Mrtm	Z		5	2.21%	26.99%
3040013586143	Mrtm	D	IPO	4	1.77%	28.76%
1440016581340	Avtn	Z	0	3	1.33%	30.09%
5930000086410	Mrtm	Z		3	1.33%	31.42%
5305004359383	IH	Z	NEXTG	3	1.33%	32.74%
1420016519627	Avtn	Z		3	1.33%	34.07%
5305010116099	IH	Z		3	1.33%	35.40%
5975003002371	Avtn	D	IPO	3	1.33%	36.73%
9390004836954	C&E	D	IPO	3	1.33%	38.05%